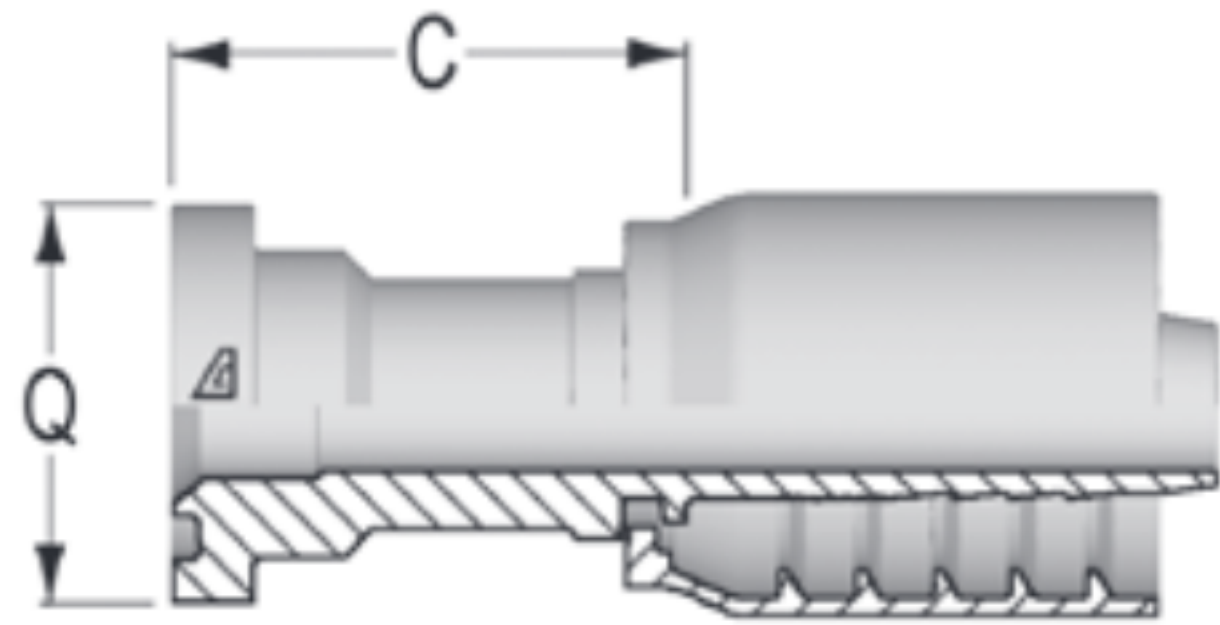


ALFAGOMMA® One-Piece AlfaCrimp Fittings – S Series



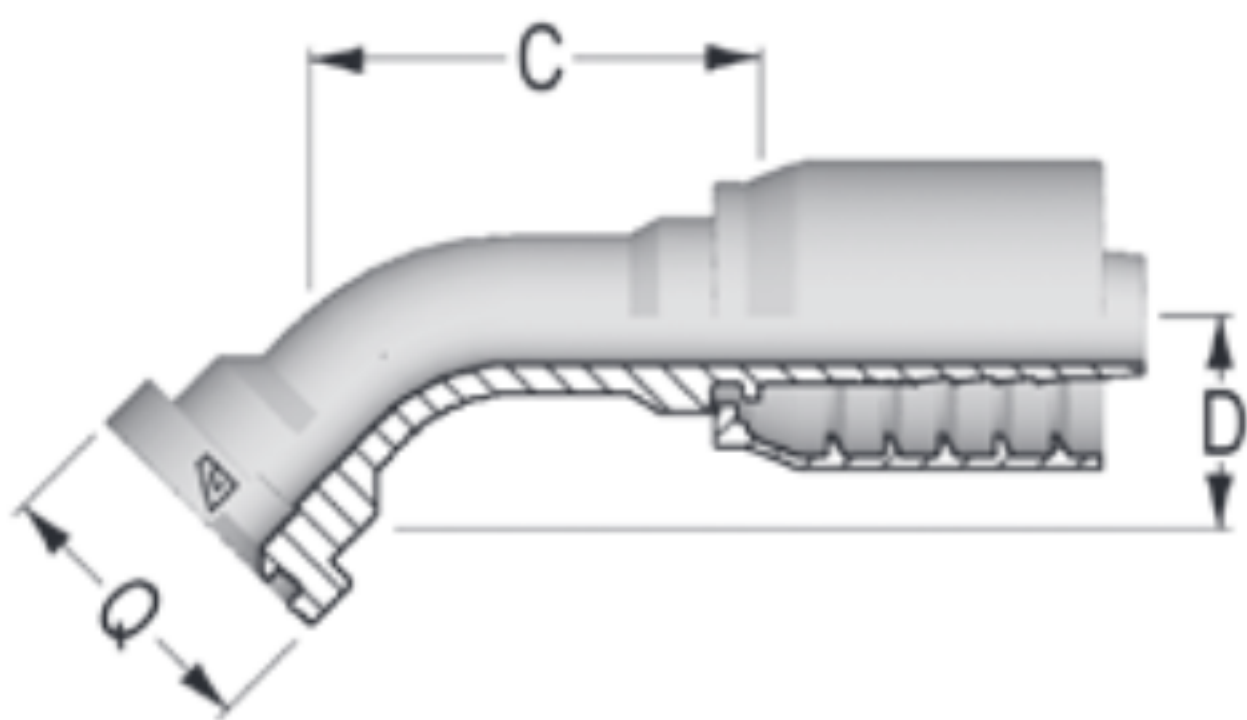
View Up To Date Info



SCAN OR VISIT
KOA.link/S-C62S

CODE 62 FLANGE SAE J518 - 6000 PSI

Part Number	Dash Size	Hose ID Size (in)	Hose ID Size (mm)	Q Flange (in)	Q Flange (mm)	C Cut-Off Factor (mm)	Flange Dash Size	Weight (lbs/each)
S-1212-C62S	12	3/4	19.1	1.63	41.3	53.1	12	0.85
S-1216-C62S	12	3/4	19.1	1.88	47.6	56.5	16	1.00
S-1612-C62S	16	1	25.4	1.63	41.3	59.1	12	1.15
S-1616-C62S	16	1	25.4	1.88	47.6	59.1	16	1.32
S-1620-C62S	16	1	25.4	2.13	54.0	66.1	20	1.54
S-1624-C62S	16	1	25.4	2.50	63.5	71.1	24	1.98
S-2016-C62S	20	1 1/4	31.8	1.88	47.6	60.0	16	1.57
S-2020-C62S	20	1 1/4	31.8	2.13	54.0	62.2	20	1.89
S-2024-C62S	20	1 1/4	31.8	2.50	63.5	74.0	24	2.41
S-2420-C62S	24	1 1/2	38.1	2.13	54.0	70.0	20	2.55
S-2424-C62S	24	1 1/2	38.1	2.50	63.5	68.5	24	2.91
S-2432-C62S	24	1 1/2	38.1	3.13	79.4	88.0	32	4.19
S-3232-C62S	32	2	50.8	3.13	79.4	103.0	32	5.47



View Up To Date Info

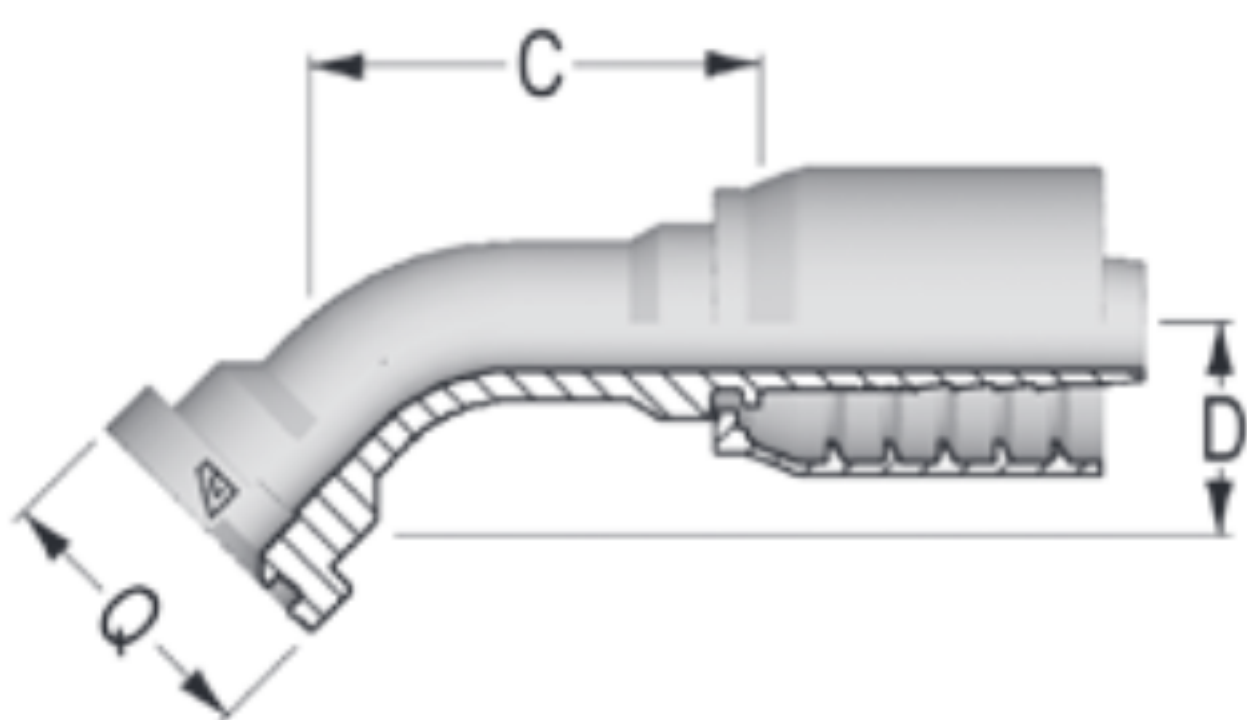


SCAN OR VISIT
KOA.link/S-C622

22.5° CODE 62 FLANGE SAE J518 - 6000 PSI

**Preliminary Data*

Part Number	Dash Size	Hose ID Size (in)	Hose ID Size (mm)	Q Flange (in)	Q Flange (mm)	C Cut-Off Factor (mm)	Flange Dash Size	Weight (lbs/each)
S-1616-C622	16	1	25.4	1.88	47.6	Pending	16	1.52



View Up To Date Info



SCAN OR VISIT
KOA.link/S-C623

30° CODE 62 FLANGE SAE J518 - 6000 PSI

**Preliminary Data*

Part Number	Dash Size	Hose ID Size (in)	Hose ID Size (mm)	Q Flange (in)	Q Flange (mm)	C Cut-Off Factor (mm)	Flange Dash Size	Weight (lbs/each)
S-1616-C623	16	1	25.4	1.88	47.6	Pending	16	1.52
S-2020-C623	20	1 1/4	31.8	2.13	54.0	Pending	20	2.18

Because we continually examine ways to improve our products, we reserve the right to alter specifications or discontinue products without prior notice.