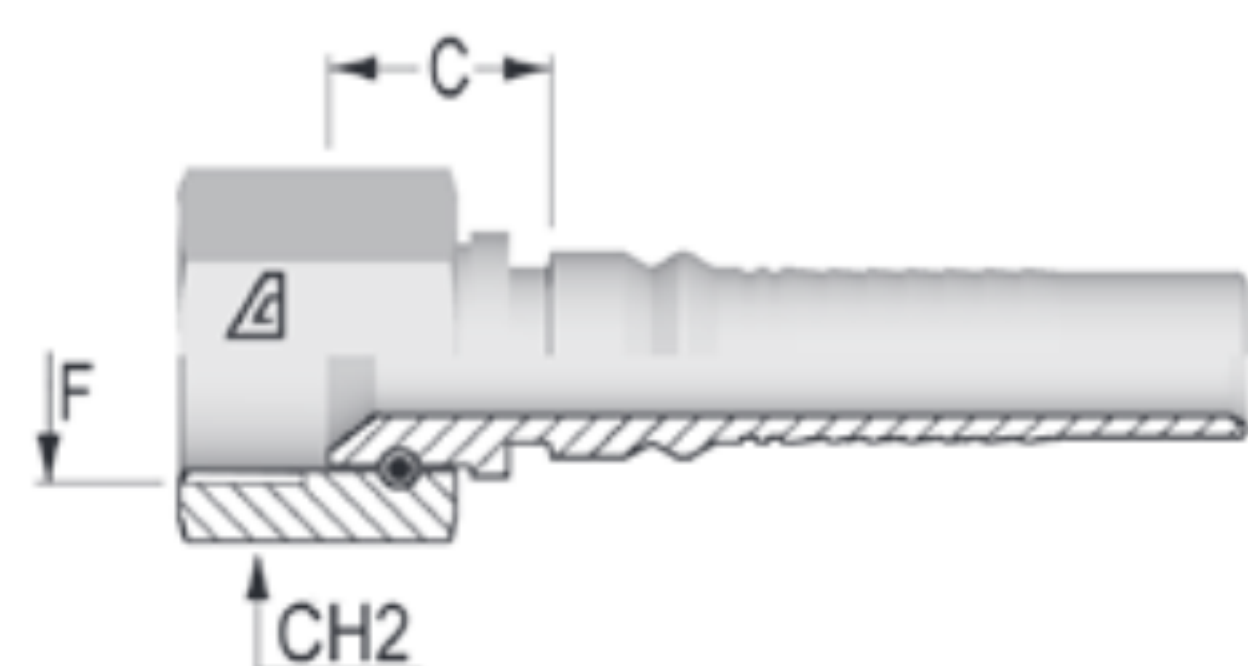


Two-Piece AlfaCrimp Fittings – Y Series

Interlock Inserts –  US End Configurations



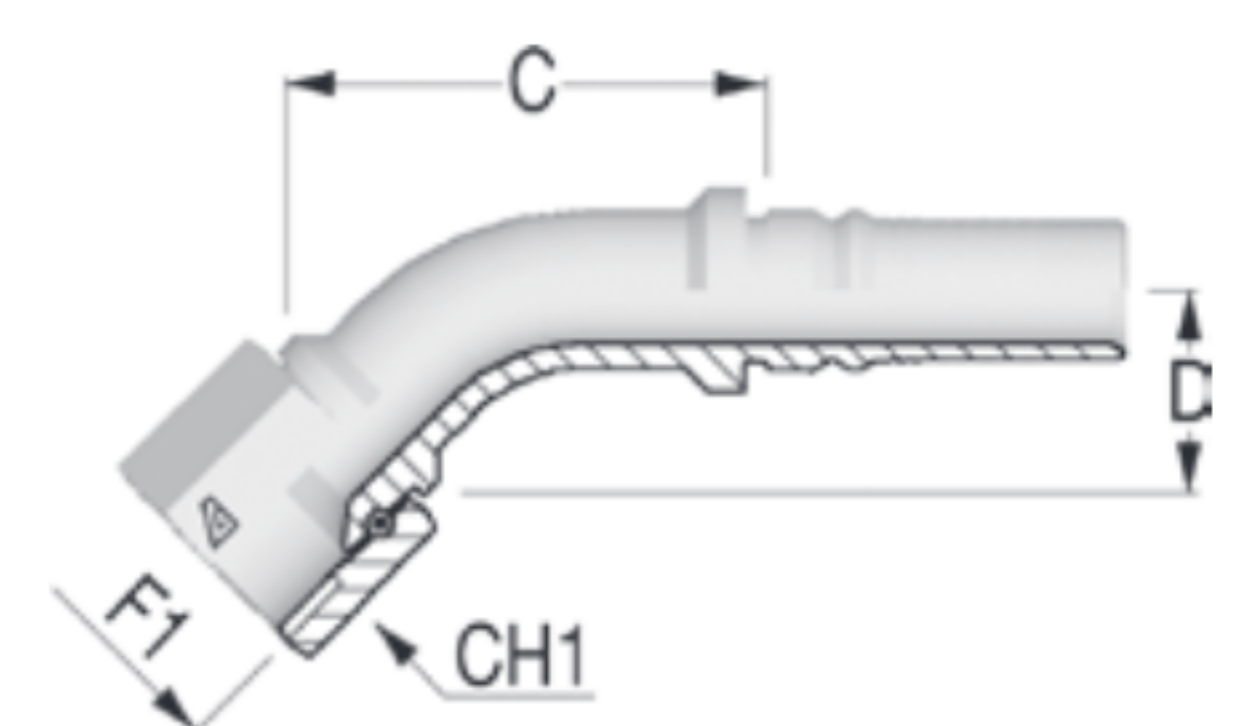
View Up To Date Info



◀ SCAN OR VISIT
[KOA.link/
Y-FJSH](https://KOA.link/Y-FJSH)

JIC SWIVEL FEMALE 37° SEAT INTERLOCK

Part Number	Dash Size	Hose ID Size		F Thread		C Cut-Off Factor (mm)	Hex Dia. CH2 (mm)	Weight (lbs/each)
		(in)	(mm)	Dash Size	Size (in) - TPI			
Y-1212-FJSH	12	3/4	19.0	12	1 1/16-12	18.7	32	0.38
Y-1616-FJSH	16	1	25.4	16	1 5/16-12	22.5	38	0.60
Y-2020-FJSH	20	1 1/4	31.8	20	1 5/8-12	25.7	50	1.13
Y-2424-FJSH	24	1 1/2	38.1	24	1 7/8-12	29.0	55	1.57
Y-3232-FJSH	32	2	50.8	32	2 1/2-12	34.0	70	1.67



View Up To Date Info

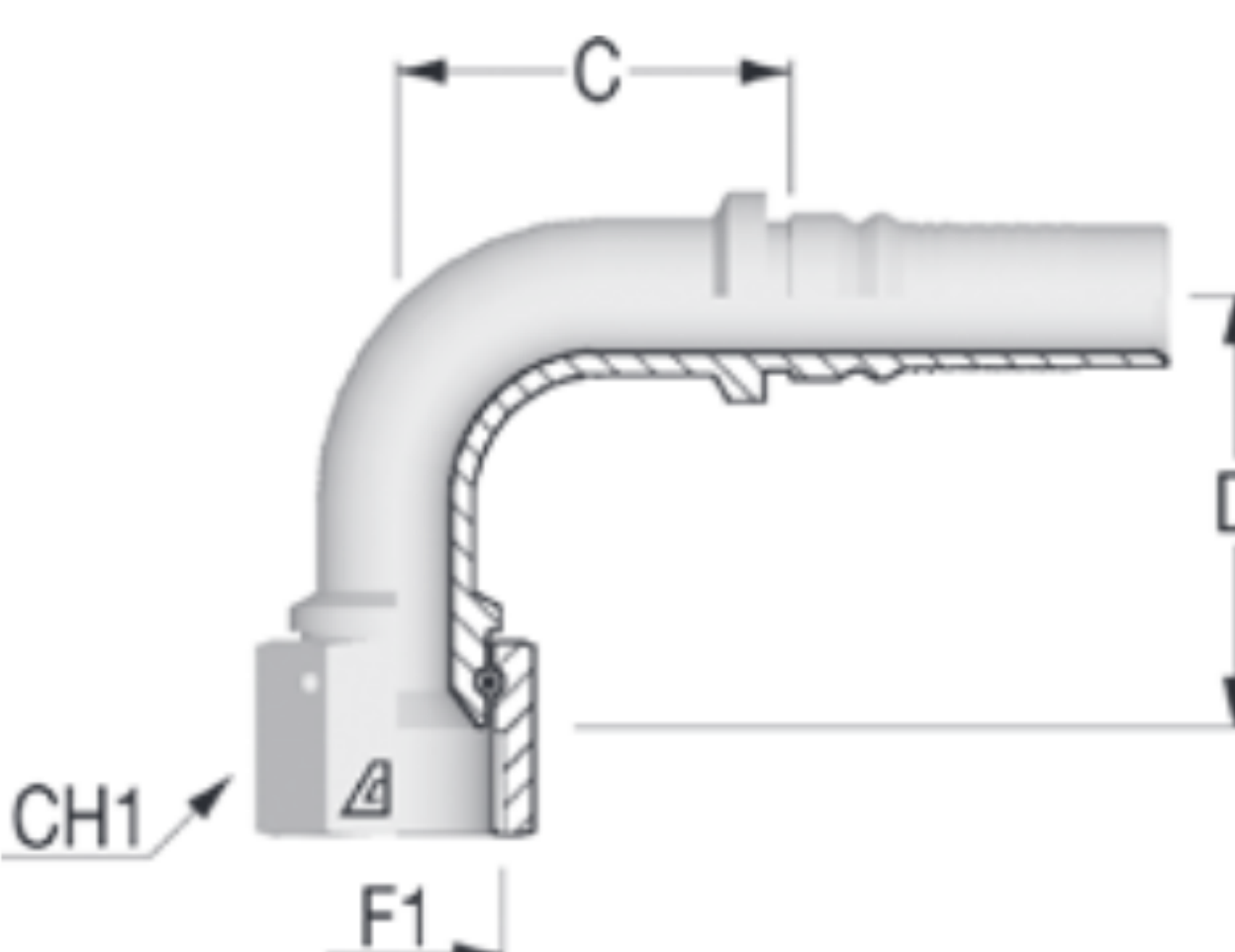


◀ SCAN OR VISIT
[KOA.link/
Y-FJ45](https://KOA.link/Y-FJ45)

45° JIC SWIVEL FEMALE 37° SEAT INTERLOCK

**Preliminary Data*

Part Number	Dash Size	Hose ID Size		F Thread		C Cut-Off Factor (mm)	D Drop (mm)	Hex Dia. CH1 (mm)	Weight (lbs/each)
		(in)	(mm)	Dash Size	Size (in) - TPI				
Y-1212-FJ45	12	3/4	19.0	12	1 1/16-12	66	27.5	32	0.65
Y-1616-FJ45	16	1	25.4	16	1 5/16-12	80	31.0	38	1.01
Y-2020-FJ45	20	1 1/4	31.8	20	1 5/8-12	93	37.0	50	1.69
Y-2424-FJ45	24	1 1/2	38.1	24	1 7/8-12	121	40.5	55	2.63
Y-3232-FJ45	32	2	50.8	32	2 1/2-12	148	51.5	70	4.96



View Up To Date Info



◀ SCAN OR VISIT
[KOA.link/
Y-FJ9M](https://KOA.link/Y-FJ9M)

90° JIC SWIVEL FEMALE 37° SEAT INTERLOCK

**Preliminary Data*

Part Number	Dash Size	Hose ID Size		F Thread		C Cut-Off Factor (mm)	D Drop (mm)	Hex Dia. CH1 (mm)	Weight (lbs/each)
		(in)	(mm)	Dash Size	Size (in) - TPI				
Y-1212-FJ9M	12	3/4	19.0	12	1 1/16-12	45.0	57.0	32	0.66
Y-1616-FJ9M	16	1	25.4	16	1 5/16-12	71.0	67.0	38	1.16
Y-2020-FJ9M	20	1 1/4	31.8	20	1 5/8-12	79.2	78.0	50	1.86
Y-2424-FJ9M	24	1 1/2	38.1	24	1 7/8-12	94.5	92.0	55	2.84
Y-3232-FJ9M	32	2	50.8	32	2 1/2-12	146.0	120.5	70	5.51

Because we continually examine ways to improve our products, we reserve the right to alter specifications or discontinue products without prior notice.