

QC-ISO-A

POPPET STANDARD ISO 7241 A

TOP COAT



DN 6 to 25
1/4" to 1"



to max WP 400 bar
5800 PSI

- Quick and simple coupling and uncoupling
- One-hand push pull operation
- Break-away function
- Low pressure drop

General features: ARGUS QC-ISO-A quick release couplings are used for quick coupling and uncoupling of loaded lines. During the coupling action in zero or low-pressure ranges, valves that release or block the flow are automatically activated. The QC-ISO-A quick release coupling, formed by the coupling plug and the coupling socket, is coupled by pushing on a sleeve. This guarantees a flush connection between the two coupling halves. The sleeve is designed so that it has only to be moved in the relevant direction for disconnecting or connecting of coupling halves. QC-ISO-A quick release couplings can be used as pull-off couplings by panel mounting the sleeve bush.

Materials: galvanized steel with hardened parts subject to wear - HNBR O-rings (other materials optional) - Galvanized steel threaded adapters for various connection types - Thermoplastic dust cap and dust plug (see QA-ISO-A). Top Coat Cr-III zinc plating with additional trivalent passivation for outstanding surface protection.

Application: suitable for liquid lines with mineral oil-based hydraulic fluids to DIN 51524 T1+T2. Also available for flame-resistant hydraulic fluids to VDMA 24317, for pneumatic and water hydraulics in appropriate materials on request.

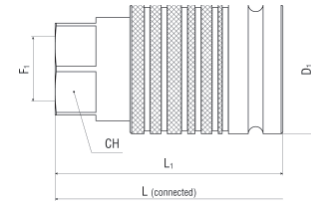
Norm:
ISO 7241 A
SAE J 1036

Temperature range:
-22°F (-30°C) to +257°F (+125°C)

Note: other sizes and connection types available on request.


Specific instructions for installation, use and maintenance are separately provided.

Because we continually examine ways to improve our products, we reserve the right to alter specifications or discontinue products without prior notice.



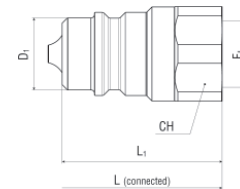
STANDARD ISO 7241 A PUSH PULL - POPPET QO-ISO-A

Female coupling - Female thread

Item Code				Working Pressure psi	Burst Pressure psi	Thread 1	F1	D1	CH	L1	L
	Dash	mm	inch					mm	mm	mm	mm
QCF-0404-FNPR	04	6.0	1/4	5800	23200	NPTF	1/4-18	25.0	19.0	46.5	64.10
QCF-0606-FNPR	06	10.0	3/8	5800	23200	NPTF	3/8-18	32.0	22.0	55.5	75.20
QCF-0808-FNPR	08	13.0	1/2	3625	14500	NPTF	1/2-14	38.0	27.0	63.5	86.70
QCF-1212-FNPR	12	19.0	3/4	3625	14500	NPTF	3/4-14	45.0	35.0	80.0	105.90
QCF-1616-FNPR	16	25.0	1	3625	14500	NPTF	1-11 1/2	52.0	40.0	94.5	121.40
QCF-0404-FORB	04	6.0	1/4	5800	23200	SAE-OB	7/16-20	25.0	19.0	46.5	64.10
QCF-0606-FORB	06	10.0	3/8	5800	23200	SAE-OB	9/16-18	32.0	24.0	57.5	79.20
QCF-0808-FORB	08	13.0	1/2	3625	14500	SAE-OB	3/4-16	38.0	27.0	63.5	86.70
QCF-1212-FORB	12	19.0	3/4	3625	14500	SAE-OB	1 1/16-12	45.0	35.0	82.5	110.90
QCF-1616-FORB	16	25.0	1	3625	14500	SAE-OB	1 5/16-12	52.0	40.0	94.5	121.40


NPTF connection according to ANSI B1-20.3, SAE UNF/UN connection according to SAE J 1926-1.

Other threads available. Please consult factory.



STANDARD ISO 7241 A PUSH PULL - POPPET QO-ISO-A

Male coupling - Female thread

Item Code				Working Pressure psi	Burst Pressure psi	Thread 1	F1	D1	CH	L1	L
	Dash	mm	in					mm	mm	mm	mm
QCM-0404-FORB	04	6.0	1/4	5800	23200	SAE-OB	7/16-20	11.8	19.0	32.0	64.10
QCM-0606-FORB	06	10.0	3/8	5800	23200	SAE-OB	9/16-18	17.3	24.0	39.5	79.20
QCM-0808-FORB	08	13.0	1/2	3625	14500	SAE-OB	3/4-16	20.5	27.0	49.5	86.70
QCM-1212-FORB	12	19.0	3/4	3625	14500	SAE-OB	1 1/16-12	29.1	35.0	55.5	110.90
QCM-1616-FORB	16	25.0	1	3625	14500	SAE-OB	1 5/16-12	34.3	40.0	60.5	121.30

For male coupling with female NPT threads, please refer to page 9 for part numbers.

NPTF connection according to ANSI B1-20.3, SAE UNF/UN connection according to SAE J 1926-1.

Other threads available. Please consult factory.

Because we continually examine ways to improve our products, we reserve the right to alter specifications or discontinue products without prior notice.