

## KCS-TF6 Series

**NEW**



**Low  
Smoke**



Hose Capacity (in)		Motor Strength (HP)
1 – 2 Wire	3	<b>15</b>
4 SP / 6 SP	3	
Industrial	4	
Max opening (mm)	157	

Cutter Size	
L x W x H (in)	49.2 x 34.2 x 63.5
Weight (lbs)	1027
Blade Diameter (mm)	650

Part Number	Motor Info
KCS-TF6-230/3	15 HP (230 V) 3 PH

### DESCRIPTION

Cuts up to 3" six spiral hoses. Blade chamber is completely recessed in the body of the unit allowing for more efficient ventilation. Uses electric foot pedal input.

Suggested for use with KC4-V250 and KC4-V300 series crimpers

View Up To Date Info




◀ SCAN OR VISIT  
[KOA.link/  
KCS-TF6](https://koi.link/KCS-TF6)

### INCLUDED ACCESSORIES



Recessed Blade  
Chamber




Ventilation Port\*



Electric Foot  
Pedal



Stroke Counter



Serrated Blade†  
BLADE-SER650


\* Separate suction device required for fume extraction

† CAUTION: The included Serrated Blade is not recommended for use with hoses with a steel cover and/or containing steel helical reinforcement

### OPTIONAL ACCESSORIES



Centering &  
Measuring Device  
CENTER-KCS




Measuring Hose Tray  
TRAY-KCS



Blowing Kit  
BLKIT-KCS45



Fume Extractor  
FUME-KCS4



Smooth Blade  
BLADE-SMT650



Diamond Blade  
BLADE-DIA650

**i** The KCS-TF6 Series saws are also available in 208V or 480V 3 PH.

Because we continually examine ways to improve our products, we reserve the right to alter specifications or discontinue products without prior notice.